



An Incomplete Overview of Some Applications of Game Theory to Patient Flow

Vincent Knight

Cardiff University
Cardiff, UK
knightva@cf.ac.uk

Paul Harper

Cardiff University
Cardiff, UK
harper@cf.ac.uk

Jeff Griffiths

Cardiff University
Cardiff, UK
griffiths@cf.ac.uk

Izabela Komenda

Cardiff University
Cardiff, UK
komendai@cf.ac.uk

Rob Shone

Cardiff University
Cardiff, UK
shoner@cf.ac.uk

ABSTRACT

Individual behaviour has an effect on the optimal control of queueing systems, which is an idea that sits at the intersection of queueing theory and game theory. The role of this paper is to discuss some work in this area applied to healthcare systems.

One aspect considered is the effect of patient behaviour when choosing between service facilities. Various pieces of work will be discussed that have looked at this area.

A second aspect is the effect that managers may have when acting rationally in their control of queueing systems.

Thoughts for future directions of work are also considered.

KEYWORDS. Patient Flow, Game Theory, Queueing Theory

Main Area: Healthcare

1. Introduction

Arguably, the best known work applying Game Theory to Healthcare is Roth's Noble prize winning work [18]. This work uses matching game algorithms to assign medical interns to hospitals. The purpose of the present manuscript is to discuss some work relevant to a different area of healthcare: congestion.

Understanding the effect of selfish individuals in queueing systems can be traced back to a series of short communications between Leeman [11, 12] and Saaty [20].

In [1, 2, 4, 9, 14, 15, 23] a variety of models are discussed that obtain optimal and equilibrium behaviour in situations where individuals can choose between a best queue to join. Most of the cited papers consider these systems in a theoretical context but most come to a common conclusion:

Selfish users make busier systems.

Research where game theory and queueing theory is applied to healthcare has mainly concentrated on Emergency Departments (EDs) and how to deal with diversions of patients and ambulances. In [5] cooperative strategies for hospitals are considered, in order to reduce occurrences where ambulances are turned away due to the ED being full. In [3] a queueing network model of two EDs is proposed to study the network effect of ambulance diversion. Each ED aims to minimise the expected waiting time of its patients (walk-ins and ambulances) and chooses its diversion threshold based on the number of patients at its location.

In these settings, how do we measure the effect of selfish behaviour?

This is a question that is answered using the Game theoretical concept referred to as the *Price of Anarchy* (PoA). This was first defined in [10] but an excellent overview is given in [19]. The PoA is defined as the ratio of the selfish utility to the optimal utility.

Section 2 will discuss some PoA analysis applied to individuals choosing between queues. Section 3 will discuss similar analysis in the case of selfish behaviour related to the management of queues. Finally, Section 4 will conclude with a summary and thoughts for further work.

2. Choosing queues

This section describes how patient choices between various congestion affected service centres may be modelled. In particular the situation shown diagrammatically in Figure 1 is considered: patients have a choice amongst $M/M/c$ queues. Each $M/M/c$ queue corresponds to a (simple) model of a hospital (or indeed any other public service facility).

The parameters of this system are summarised in Table 1.

Parameter	Interpretation
$m \in \mathbb{Z}$	Number of sources
$n \in \mathbb{Z}$	Number of service centers
$\beta \in \mathbb{R}_{\geq 0}^m$	Worth of service
$\Lambda \in \mathbb{R}_{\geq 0}^m$	Demand rate
w_j for $j \in [n]$	A convex utility function
d_{ij} for $i \in [m], j \in [n]$	Distance from source i to service center j
λ_{ij} for $i \in [m], j \in [n]$	Traffic from source i to service center j

Tabela 1: Parameters of choice model

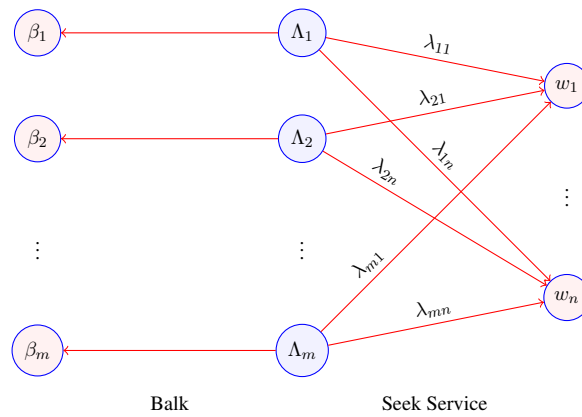


Figura 1: Routing patients from m hospitals to n services.

There are two approaches to modelling this situation: assuming that patients observe or not the system state before choosing a facility. A rigorous comparison of these two approaches for individuals choosing to join (or not) an $M/M/1$ queue is given in [22].

An unobservable study is given in [6] where routing games [19] are used to study the system described. The routing game used is shown in Figure 2.

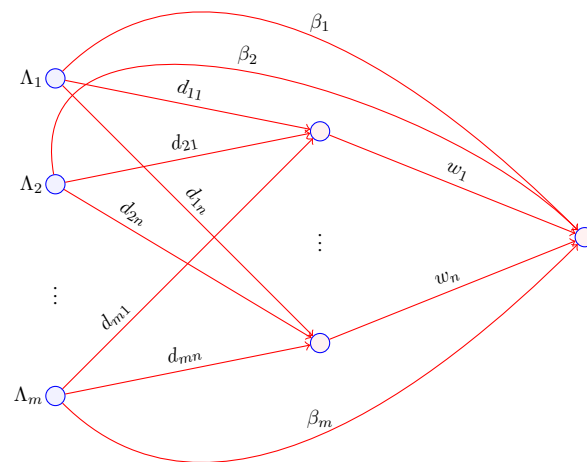


Figura 2: Routing game: m hospitals to n services.

The corresponding cost function for a given traffic flow λ is given by:

$$C(\lambda) = \sum_{i=1}^m \alpha_i \sum_{j=1}^n d_{ij} \lambda_{ij} + \sum_{j=1}^n \sum_{i=1}^m \lambda_{ij} w_j \left(\sum_{i=1}^m \lambda_{ij} \right) + \sum_{i=1}^m \beta_i \left(\Lambda_i - \sum_{j=1}^n \lambda_{ij} \right) \quad (1)$$

The constant $\alpha_i \in \mathbb{R}_{\geq 0}$ is simply a weighting statistic for the relative importance of travel distances to the other factors. The Nash flow corresponding to the flow at which all traffic from a given

source travels on minimal paths can be shown to be given by the flow that minimises the following function:

$$\Phi(\lambda) = \sum_{i=1}^m \alpha_i \sum_j^n d_{ij} \lambda_{ij} + \sum_{j=1}^n \int_0^{\sum_{i=1}^m \lambda_{ij}} w_j(x) dx + \sum_{i=1}^m \beta_i \left(\Lambda_i - \sum_{j=1}^n \lambda_{ij} \right) \quad (2)$$

As a utility function w_i is taken to be the mean waiting time in an $M/M/c$ queue. From known results on convexity of this measure [13] the following optimisation problems can be solved straightforwardly so as to be able to obtain the PoA for a given instance:

OPTMP:
 minimise (1)

NASHMP:
 minimise (2)

such that:

$$\sum_{j=1}^n \lambda_{ij} \leq \Lambda_i \text{ for all } i \in [m] \quad (3)$$

$$\lambda_{ij} \in \mathbb{R}_{\geq 0}^{m \times n} \text{ for all } i \in [m], j \in [n] \quad (4)$$

$$\sum_{i=1}^m \lambda_{ij} < c_j \mu_j \text{ for all } j \in [n] \quad (5)$$

In [6] various theoretical results are proven with regards to the effect of worth of service on the PoA but also with regards to demand. The profile of Figure 3 is shown to hold in general. A system under very high or very low demand will not suffer greatly from the removal of central control. Most public service systems are however built to match demand which implies a large PoA.

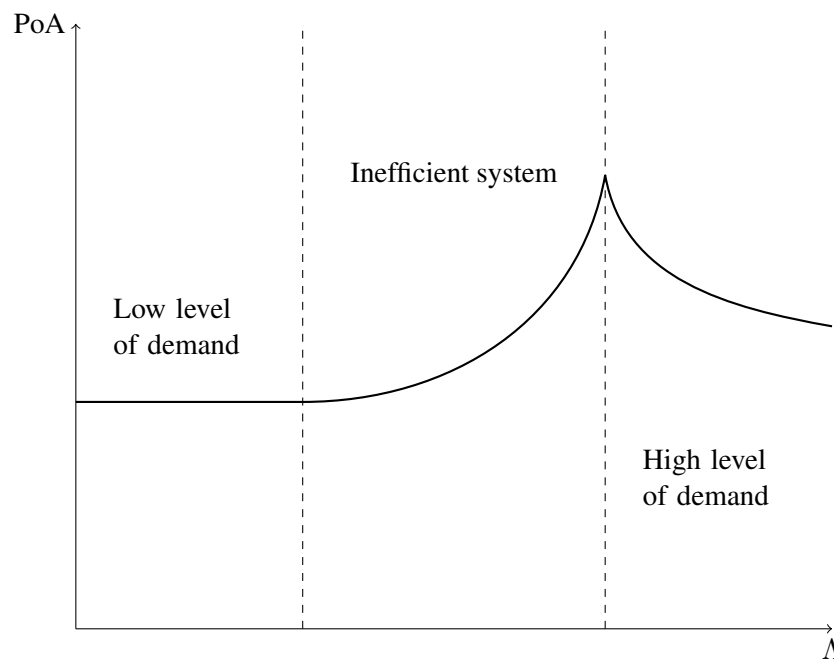


Figura 3: General profile of PoA.

Further to the theoretical consideration the PoA was calculated for a large case study using hospitals in Wales offering knee surgeries and a high PoA was calculated for the current demand which verifies the previous observation.

To consider systems where individuals are able to observe the system (before making a decision) there are two approaches: the first is to use a simulation based approach that allows individuals to choose their most desirable queue. One such piece of work that was considered specifically in the context of healthcare is [8].

Given that individuals will consider a simple selfish decision rule this approach is relatively straightforward and can also be considered using straightforward analytical Markov models. The difficulty with this approach appears when attempting to obtain the PoA which requires an optimal routing decision.

In [21] various dynamic programming and approximate dynamic programming techniques are proposed that are able to not only give an optimal policy but also prove the following observation holds once again:

Selfish users make busier systems.

In the next section selfish congestion related decisions by managers will be considered.

3. Managing queues

Following recent analysis of two critical care units (CCUs) it was found that only a state dependent queueing model (where the demand rate to each CCU depended on the state of the CCU) would give a valid representation of the system. Upon discussion with the CCU managers in question, it was acknowledged that a certain behavioural control of admissions, even if it was at a subconscious level. Indeed when one CCU was at high capacity it was likely to divert patients to the other CCU.

In [7] a normal form game consideration of this situation is given akin to the work on EDs in [3]. A pictorial representation of the situation considered is given in Figure 4 where each CCU can choose a capacity threshold at which to divert patients.

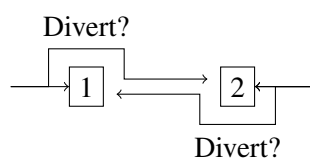


Figura 4: Diagrammatic representation of CCU interaction through patient diversion.

Parameter	Interpretation
$h \in \{1, 2\}$	CCU
c_h	Capacity of CCU
K_h	Cutoff strategy of CCU
λ_h^{area}	Demand rate as described in Figure 5
μ_h	Service rate of CCU

Tabela 2: Parameters of CCU model

The capacity thresholds are denoted as $K_h \in \mathbb{Z}$ for $h \in \{1, 2\}$, once diverted the arrival rate is modified as shown in Figure 5. In general it is assumed that setting a diversion threshold implies a reduction of patient flow. Note that $0 \leq K_h \leq c_h$.

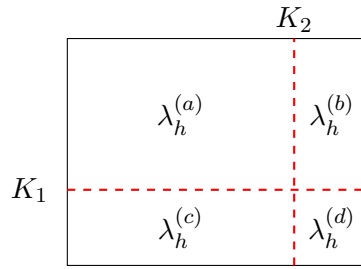


Figura 5: General arrival rates for each CCU at each region, where $h \in \{1, 2\}$

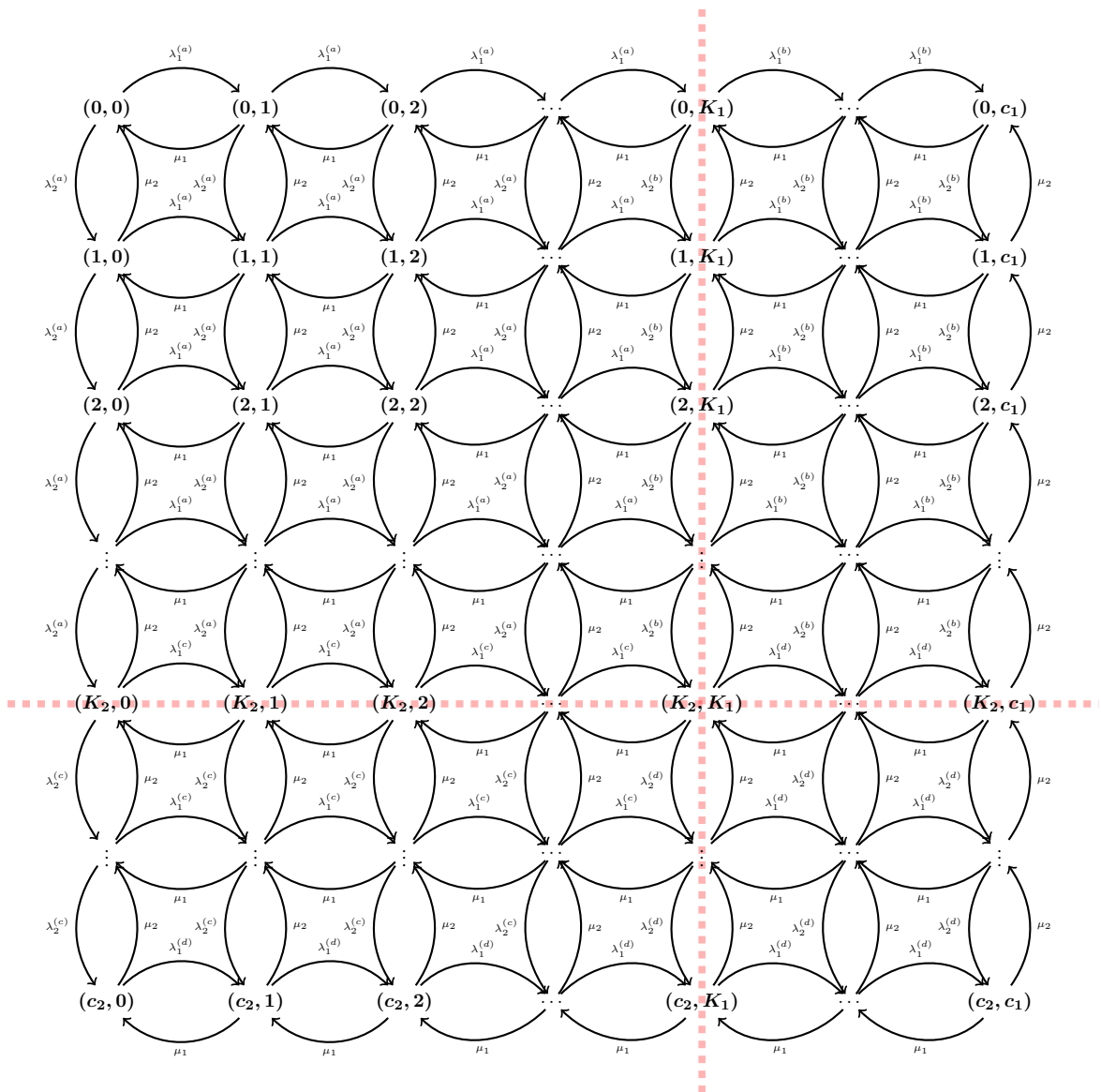


Figura 6: Generic Markov chain underpinning the queuing model of this paper

Throughput of patients is a natural choice of utility for the game theoretic model given that most hospitals are financially rewarded per served patient [17]. For each threshold pair (K_1, K_2) , the utilisation rate U_h and throughput T_h can easily be obtained for each CCU: $h \in \{1, 2\}$, using the following formulas:

$$U_h = \frac{\sum_{n=0}^{c_h} n P_n^{(h)}}{c_h}$$

$$T_h = \mu_h \sum_{n=0}^{c_h} n P_n^{(h)}$$

where $P^{(h)} = P^{(h)}(K_1, K_2)$ is the steady state probability distribution function (obtained from by analysing the Markov chain of Figure 6).

The optimisation problem faced by each hospital that gives rise to the game is:

For all $h \in \{1, 2\}$ minimise:

$$(U_h - t)^2 \quad (6)$$

Subject to:

$$0 \leq K_h \leq c_h \quad (7)$$

$$K_h \in \mathbb{Z} \quad (8)$$

This game is equivalent to a bi matrix game with restriction to pure strategies where both players aim to get their utilisation as close as possible to a certain target. As such a Nash Equilibrium is not guaranteed by traditional game theoretical results [16], but based on discussions with ABUHB, long term threshold policies are a realistic consideration. In [7] theoretical results are proved that guarantee pure strategy Nash equilibria in certain cases.

Using this and structural properties of the problem a Nash equilibria can be found. A variety of numerical results are shown giving the PoA for various scenarios but importantly this approach can aid in the informed assignment of a policy t . For example, figure 7 show the smallest value of t that gives a PoA for a variation of demand ($x = 0$ corresponds to the actual demand of the system in consideration). This value was obtained in a model where CCUs could divert demand unless both CCUs are in diversion in which case CCUs must deal with their own demand.

We see that a value of $t = .72$ is recommended for the actual demand of the system. While this value does not necessarily give an exact target worth installing as policy the methodology gives a valid approach to indicating a sensible target. Furthermore, as demand increases, we see that the recommended target value increases so as to align the goals of the facilities align with the goals of the overall system.

4. Conclusions

In this manuscript two game theoretic models applied to healthcare have been considered:

- Modelling choices of patients;
- Modelling choices of managers.

The effect of stochasticity in healthcare systems is well understood and there is a wealth of research to match this. The effect of individual behaviour is less understood. Game theory and Price of Anarchy analysis offers one way to measure this effect.

Importantly, there are a variety of further avenues for this exciting area of research:

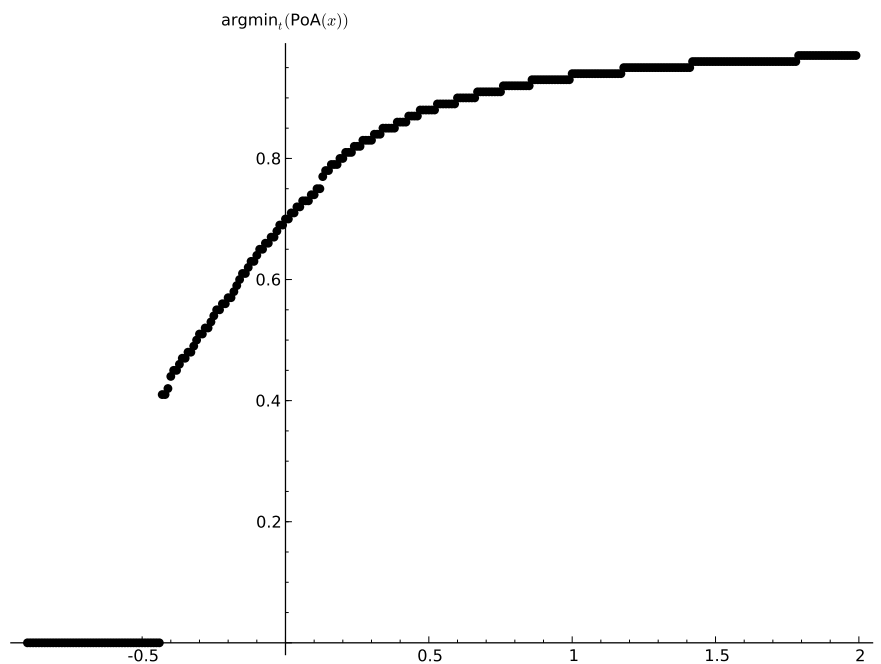


Figura 7: Lowest value of t ensuring $PoA=1$

- Games involving players from different parts of a hospital and/or multiple hospitals;
- Machine loading games which can be applied to scheduling tasks;
- Further policy informing work.

With regards to methodological approaches there are a variety of tools available. Firstly, one can model particular systems with parameters corresponding to the strategies of players (similar to the work described in Section 3). Secondly, there are specific game theoretic models that can be applied directly to healthcare systems (similar to the work described in Section 2). Finally there are also a variety of novel approaches that can be used such as using evolutionary game theoretic models. Specific heuristic approaches relevant to Markov Decision Process in both optimal and selfish calculations offer interesting avenues for research.

The fact that optimal behaviour and selfish behaviour are two sides of the same coin is well understood in unobservable queues. Finding similar connections in observable queues is an open research problem.

Referências

- [1] I. Adler and P. Naor. Social optimization versus selfish optimization in waiting lines, 1969.
- [2] C.E. Bell and S. Stidham. Individual versus Social Optimization in the Allocation of Customers to Alternative Servers. *Management Science*, 29(7):831–839, July 1983.
- [3] S. Deo and I. Gurvich. Centralized vs. Decentralized Ambulance Diversion: A Network Perspective. *Management Science*, 57(7):1300–1319, May 2011.
- [4] N.M. Edelson. Congestion tolls under monopoly. *The American Economic Review*, 61(5):873–882, 1971.
- [5] R. Hagtvedt and M. Ferguson. Cooperative strategies to reduce ambulance diversion. In *Winter Simulation Conference*, pages 1861–1874, 2009.
- [6] V.A. Knight and P.R. Harper. Selfish routing in public services. *European Journal of Operational Research*, 230(1):122–132, October 2013.
- [7] V.A. Knight, I. Komenda, and J. Griffiths. Measuring the price of anarchy in critical care unit interactions. *Submitted*.
- [8] V.A. Knight, J. Williams, and I. Reynolds. Modelling Patient Choice in Healthcare Systems : Development and Application of a Discrete Event Simulation with Agent-Based Functionality. *Accepted for publication in Journal of Simulation*, pages 1–24, 2010.
- [9] N.C. Knudsen. Individual and social optimization in a multiserver queue with a general cost-benefit structure. *Econometrica*, 40(3):515, 1972.
- [10] E. Koutsoupias and C. Papadimitriou. Worst-case equilibria. *Computer science review*, 3(2):65–69, 2009.
- [11] W.A. Leeman. The Reduction of Queues Through the Use of Price. *Operations Research*, 12(5):783–785, 1964.
- [12] W.A. Leeman. Comments on preceding note. *Operations Research*, 13(4):680–681, 1965.
- [13] L.H. Leung and M.A. Cohen. A note on the convexity of performance measures of M/M/c queueing systems. *Journal of Applied Probability*, 20(4):920, December 1983.
- [14] I. Lusk. On partial equilibrium in a queueing system with two servers. *Review of Economic Studies*, 43(3):519–525, 1976.
- [15] P. Naor. The regulation of queue size by levying tolls. *Econometrica: journal of the Econometric Society*, 37(1):15–24, 1969.
- [16] J. F. Nash. Equilibrium Points in N-Person Games. In *Proceedings of the National Academy of Sciences of the United States of America*, pages 48–49, 1950.
- [17] R. Pate. What is Payment by Results? Technical Report May, 2009.

- [18] A.E. Roth and E. Peranson. The redesign of the matching market for american physicians: Some engineering aspects of economic design. *American Economic Review*, 89(4):748–780, September 1999.
- [19] T. Roughgarden. *Selfish routing and the price of anarchy*. MIT Press, 2005.
- [20] T. Saaty. Burdens of queuing charges - comments on a letter by Leeman. *Operations Research*, 13(4):679–680, 1965.
- [21] R. Shone, V.A. Knight, P. Harper, and J. Williams. Containment of socially optimal policies in multiple-facility Markovian queueing systems. *Submitted*, 2014.
- [22] R. Shone, V.A. Knight, and J.E. Williams. Comparisons between observable and unobservable M/M/1 queues with respect to optimal customer behavior. *European Journal of Operational Research*, 227(1):133–141, 2013.
- [23] U. Yechiali. Customers' optimal joining rules for the GI/M/s queue. *Management Science*, 18(7):434–443, March 1972.